



Finish Your Quilt Sale Oct 4, Nov 7, Dec 5

Bring your finished quilt top to the store, and we'll help you find the perfect back and binding. Plus, we'll give you 20% off your backing, binding and/or batting. It's time to finish your quilts!

September 11, 2015

Living with dogs has its challenging moments. For example, after feasting on dry dog chow covered with bacon drippings from my morning's breakfast, Becca came into the living room and used the carpet as her napkin. I just watched & sighed.

Now, it's no use hollering at her to quit. Because then she'd come to the couch, and, yup, you got it, wipe her mouth on the couch. Or the side of the couch, which means on the quilt I'm snuggled under. Now I could put down wooden floors, but then what would Becca use to clean her mouth. And because of this, there is never a good time to get new carpets. They just don't make disposable carpets like they do disposable napkins.

Cats are no better. Lydia would bring her dinner into the house if I let her. And sometimes that dinner is not quite dead yet. If you get my drift.

So why do we own pets? Becca would challenge that statement, of course. I clearly don't own her. She actually pointed that out the other day. You see there was this list on MSN.com -- top 6 list of things your dog is trying to tell you - and Becca was a little worried I might get the wrong idea.

For example, the #1 thing your dog is trying to tell you when he steps on your foot is that "I want to protect you." Becca thought that was silly, actually. I'm bigger than she, so I should protect her. And she also noted that the pet psychologist said "You may think your dog belongs to you, but you belong to your dog as well." She pointed out that's why she steps on my foot. She owns me, not the other way around. She's got a point, I think.

Another thing dogs can do is sense when you're in a bad mood. Apparently, if I'm stressed, they're stressed. Becca claims she knows my moods: She can turn on those woeful eyes and it's always good for a pat on the head or a rub on her eyes that always itch. I told her that's me responding to her moods, not her mine, but she just glared at me. I also pointed out that Cassidy is just slap happy all the time, regardless of my mood. Cassidy will bounce up & down, turn circles, be at the ready to play, even at midnight. That dog does not have an off switch, so sensing moods is not in Cassidy's vocabulary. Becca actually agreed with that. Cassidy drives her nuts sometimes.

Another thing on the list was that dogs need a routine, but with variety. Becca actually agreed with that. She likes variety. I told her that no, she doesn't. If something changes in the schedule, she worries about it and hides under the bed. Becca glared at me. I told her the dog psychologist said that a dog's mental capacity is like a toddler's-routine is


important so the toddler knows what to expect & how to react. Becca wasn't sure if she had just been insulted or not.

But the psychologist said if the routine is the same every day, then the dog "will start running the show." For example, the dog wants out, then wants in, then wants out, then wants in, then wants out.... Becca said she'd never do that of course--that's a dog that is just playing the owner. She'd never do that to me.


Other examples include pets that have strict feeding schedules: 5 a.m., for example. If you've ever seen any of the Simon the Cat cartoon videos (very short, very cute, generally involving Simon wanting dinner) you'll relate to pets & their feeding times. Becca pointed out that those cartoons only reflect cat behavior, not dogs. She'll eat whenever I feed her. And wipe her mouth afterward on anything available.

LITTLE HOUSE ON THE PRAIRIE FABRIC IS COMING!


Flowers Collection:




7948: Y, B, R



7947: B, N,K




7950: E, Y, C




7952: K, T, B




7951: G, B, R



7949: N, E, K



7949: Y, P, T



7949: B, G

Walnut Grove Collection:




7954: N, TK, RN




7953: T, R, N



7955: N, R, T



7956: N, R, TL



7958: TL, NL, RL



7957: NR, TK, RO

Icons:



7923: G, L



7925: L, R



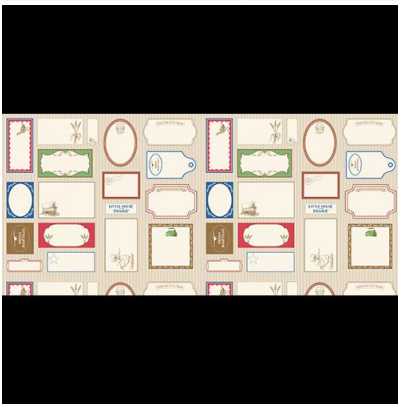
7924: L, B



7926: Y, L



7982: L, B, R



7983: N

LITTLE HOUSE ON THE PRAIRIE QUILTS!

We will be highlighting 5 quilts (see 4 of them below) to go with the Little House collection. In the store, you will see a Log Cabin quilt (sample is done with one of the first Thimbleberries collection); a Bear's Paw quilt (done with Smithsonian fabrics); a Flying Geese quilt (done with Downton Abbey fabrics) and a Churn Dash--fabric line yet to be decided. We will have these quilts hung to show the patterns, and later, once the fabric arrives, we will have quilts made with the fabrics.



Fabric will be \$11.80 per yard. Fat quarter bundles of the Flowers: \$69. Walnut Grove:

\$54. Icons: \$36. Bundle of all fats: \$159.


If you are interested in getting any of the fabrics, we will take pre paid orders. Fat quarter bundles will do at least two quilts. Additional fabrics will needed for borders and backgrounds.

Log Cabin Quilt 90" X 90": 4-5 yards each of light & dark fabrics. Center: 1/4 yd.
 Borders: Inner: 1 yard. Outer (to go with the 9 patches) 1 3/8-2yards (if using a stripe).



yard. Outside border (LOG,

Bears Paw Quilt 81" X 93":
 Background (for blocks & sashing)
 3 1/8 yards. Blue for blocks: 2
 1/8 yards. Inner border: 1 1/2
 yards. Yellow for centers: 1/8
 length of grain) 2 1/2 yards.



Churn Dash 77" x 77": White background: 5/8 yard. Yellow
 background for blocks: 2 1/4 yard. Blue border: 2 1/4 yard
 (LOG). Inner borders: 1 3/8 yard. 3/8 yard cuts of 6 of the
 small flowers and 9 fats of the darker flowers.



Flying Geese 58" X 72": Background: 1
 1/8 yard. Stripe for inner sashings: 1
 Border 1 3/4 (LOG). Inner border: 7/8
 geese.




1/4" or 2 yards LOG.
 yard. 25 fats for the

WHAT'S NEW!!





From Quilting Treasures:



This is a pattern:




Books & patterns:







From Maywood (we also got 8 bolts of whites/neutrals):




In addition, we will be getting the flannel to do Purrfectly Pieced. If you are interested in a kit, please let me know. I will be kitting 4 and the first patterns will be dedicated to those kits. If you are interested in the patterns & not the kit, just let me know & I will order more in. This is the next "Bertie's Year" project from Bonnie Sullivan, but it's not Bertie the bird, it's a cat. Same idea, though.



From Moda: Layer Cakes



Flannels from Northcott:



September Classes & Special Events

Hand Embroidery Club Sat. Sept 12, 10-noon FREE

Kathy Sconce

(Club normally meets the 2nd Sat. of each month from 10-noon)

This year we're doing birds-state birds. We will have between 40-50 birds (some states use the same bird) for you to stitch. Various setting for turning the birds into a quilt will be provided. Color suggestions for the birds will also be offered. As a bonus, you will get the state outlines, state flowers, and other patterns to compliment the birds. You can join anytime.

License Plate Tote Sat. Sept 12 1-6 Barb Boyer \$20

If you're wondering what to do with the license plates, come learn to sew a simple License Plate Tote bag, that can carry your credentials, credit cards, money, etc., around your neck. Perfect for events like Quilt-A-Fair and Shop Hop! .

Beginning Quilting Sun. 1-4, Sept 13, 20, 27; Oct11, 18, 25; Nov.8, 15

OR

Wednesdays: 6-9 Sept 16, 23, 30; Oct 7, 14, 21, 28; Nov. 4

\$65 Barb Boyer

This comprehensive 8-week course will introduce to you almost everything you need to know about piecing a quilt top. Along the way you will learn about color, batting, thread, machines and various techniques to give you the skills to make almost any quilt.

Hand Embroidery Club Sat. Sept 12, 10-noon FREE

Kathy Sconce

(Club normally meets the 2nd Sat. of each month from 10-noon)

This year we're doing birds-state birds. We will have between 40-50 birds (some states use the same bird) for you to stitch. Various setting for turning the birds into a quilt will be provided. Color suggestions for the birds will also be offered. As a bonus, you will get the state outlines, state flowers, and other patterns to compliment the birds. You can join anytime.

Arcadia Avenue Thurs. Sept. 17; Oct. 1, 15; Nov. 5 & 19; Dec. 3 & 17 Sue Frerich \$25

This beautiful color wheel looking quilt uses 12-14 different colors of the rainbow, in 12 different paper pieced blocks. Even novice quilters can learn to paper piece with ease. The blocks look challenging, but with guidance from Sue you will make a stunning quilt in no time. We also have fabrics for you to choose from if you want to make a rainbow quilt.



Halloween I Spy

Sat. Sept. 19 10:30-5 Barb Boyer \$20

Hexagon quilts are all the rage, and this I-Spy quilt uses hexies and triangles to make this quilt-no inset seams, no hand piecing. Just straight sewing. The quilt is done with all sorts of Halloween images, but you can make it Christmas themed or just use interesting images of animals, boats, cars, etc.

Back Basting Applique Wed. Sept. 23 1-4 Sandra Freeburg \$25

Back basting is a template free method of needle turn applique. No slippery freezer paper or chalked lines on top that never seem to get turned under quite right. This method is especially great for traveling, because your pieces will be basted onto your background -- no need for pins to get in the way. This class is great for beginners and all levels of appliquers. Don't let hand applique frustrate you. It's really easy and relaxing!

Let's Finish Downton Abbey!

Thurs Sept 24; Oct 14; Nov 19 Barb Boyer \$20

We started this quilt last spring, but life got in the way for all of us. Now all the blocks are done (meaning the patterns are all written) and all we have to do is finish the blocks and finish the quilt. If you didn't start last spring, you can still come to class and, if you are diligent, you will have your Downton Abbey Quilt ready for cuddling under for the final

season starting in January.

Bertie's Year last Friday of the month, 1-4

Bertie's Year is a small wall hanging, (or you can make each block into a mini quilt for display each month). Bertie is done in flannels and wool (kit only includes flannel). Bertie (the bird) and friends (squirrel, pumpkins) are appliqued with crazy quilt embroidery embellishments.

Friday Nighters Fri. Sept 26 5:30-? \$10

Barb Boyer

This class will help you get organized for Christmas 2014 -- or just help you get things done. You give me a list of your "to dos" or unfinished projects you want to finish and then each month I check off what you've completed. Trust me. If you need incentive to stay on track, this is it. You can bring your sewing machine or do hand work.



Ombre' Lonestar Sat Sept 26, 10:30-5 \$20 Sue Frerich

This quilt uses ombre fabrics and half square triangles to make a stunning Lone Star Quilt. No set in seams! You can use any fabrics, but we have the ombres in the store.

September 2015

Sunday	Monday	Tuesday	Wednesday	Thursday	Friday	Saturday
		1	2	3	4 Open Sew 1-4	5 BOM 10:30-11:30 Chit Chat Quilt 1:30-3:30 Monthly Minis 4-6
6	7	8	9	10	11	12

CLOSED	Labor Day Special: BQ4: Working with Panels 10:30-5			Knit Pickers' Club 6-8:30		Embroidery Club 10-noon License Plate Tote 1-6
13 Beginning Quilt 1-4	14	15	16 Beginning Quilt 6-8:30	17 Arcadia Avenue 6-8:30	18 Open Sew 1-4	19 Halloween I-Spy 10:30-5
20 Beginning Quilt 1-4	21	22	23 Back Basting 1-4 Beginning Quilt 6-8:30	24 Let's Finish Downtown Abbey 1-4	25 Bertie's Year 1-4 Friday Nighters 5:30 -?	26 Lone Star 10:30-5
27 Beginning Quilt 1-4 Full Moon	28	29	30 Beginning Quilt 6-8:30			

HAND APPLIQUE CLUB

This is a get-together & stitch class. Many of us are trying hand applique these days-- patterns are calling for a lot more applique. The club is designed for quilters who already do some hand applique, but beginners are welcome as well. We will share techniques, suggest patterns, talk about threads and, in general, just stitch. A little quiet time away

from the distractions of home is what we need to get our projects done.

HAND EMBROIDERY CLUB

If you want to learn to hand embroider or just brush up your technique, join us on the second Saturday of the month from 10 to noon. We provide free vintage patterns, and this year we will have free patterns of girls with hats, that you can embroider, embellish and color. Each month Kathy Sconce shows us a new stitch to try, plus, she guides us through thread choices, how to knot, fabrics to use, and tracing techniques.

Knit Pickin' Club

This is another get-together class to sit & knit, work on our projects, share information and get some help. We will share techniques, suggest patterns, but mainly we'll sit & knit (or pick).

Toad Toters

On full moon days (as noted in the calendar) you will get 20% off all purchases (not otherwise discounted) that you can fit in your bag. You must bring your bag to participate. Full Moon Days: September 27; October 27; November 25; December 25 (I'll figure something out. I'm not coming in on Christmas).

Discount Policy

We will honor only one discount -- whichever is largest. You can't combine a 10% with a 25% discount to get a 35% discount. On this we can't be bribed.

Color of the Month

September orange/yellow; October green; November flannels; December red.

Join the fun and come feel the difference of quality fabrics.

Happy quilting!